

Designed exclusively for plumbing professionals, the John Wood® line of residential electric water heaters provides optimum reliability, performance and energy efficiency. With unique features and a broad range of models and sizes, there is a John Wood product to suit any application.

Features

Energy Savings

- Meets and exceeds NRCan energy efficiency standards
- Wide variety of models available to meet energy efficiency compliance standards nationwide
- Styropour® base for added energy efficiency

Designed for Performance

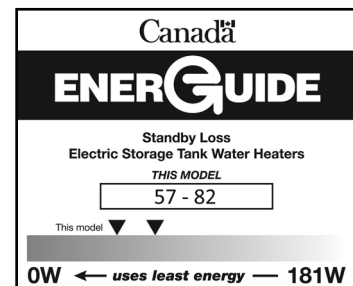
- Exclusive TankSaver® design to prolong tank life
- Glass lined tank provides superior protection against corrosion
- Factory-installed plastic-lined nipples
- Thermostatically controlled, long life elements
- Brass drain valve
- Quick recovery models available, suitable for the builder market
- CFC-free foam insulation

Serviceability

- Conveniently located T&P and drain valve for ease of installation and serviceability
- Removable anode

Exclusive Design

- The exclusive TankSaver design works to prolong tank life. TankSaver impedes corrosion by guarding metal tank openings from exposure and keeping them watertight. The durable construction virtually eliminates rust.



WARRANTY

8 Year Limited Tank Warranty

6 Year Limited Parts Warranty

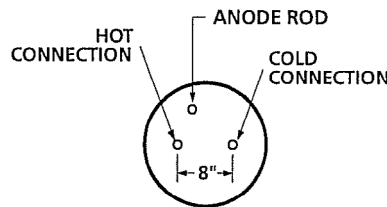
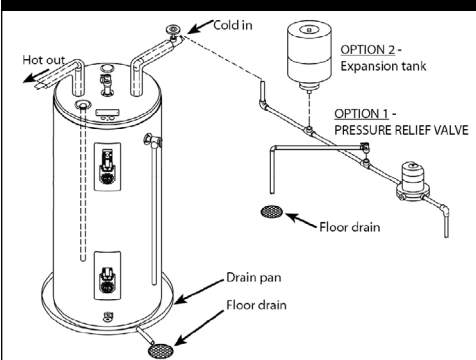
Consult installation manual for terms and conditions or visit www.johnwoodwaterheaters.com for more information.



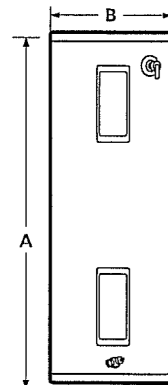
SPECIFICATIONS

Model	Capacity			Elements (Upper and Lower)		Standby Loss WATTS	First Hour Rating USG (L)	Height to Top of Tank A IN (CM)	Diameter B IN (CM)	Shipping Weight LBS (KG)	BC Compliant
	IG	USG	LITRES	WATTS	VOLTS						
TOP ENTRY											
JW850SDE-30X	40	50	182	3000	208	57	60 (221)	48¾ (124)	22 (56)	129 (59)	✓
JW850SDE-30	40	50	182	3000	240	57	60 (221)	48¾ (124)	22 (56)	129 (59)	✓
JW850SDE1-30X	40	50	182	3000	208	66	60 (221)	48 (122)	21½ (55)	121 (55)	-
JW850SDE1-30	40	50	182	3000	240	66	60 (221)	48 (122)	21½ (55)	121 (55)	-
JW850SDE-45X	40	50	182	4500	208	57	60 (221)	48¾ (124)	22 (56)	129 (59)	✓
JW850SDE-45	40	50	182	4500	240	57	60 (221)	48¾ (124)	22 (56)	129 (59)	✓
JW850SDE1-45X	40	50	182	4500	208	66	60 (221)	48 (122)	21½ (55)	121 (55)	-
JW850SDE1-45	40	50	182	4500	240	66	60 (221)	48 (122)	21½ (55)	121 (55)	-
JW850SDE-60X	40	50	182	6000	208	57	60 (221)	48¾ (124)	22 (56)	129 (59)	✓
JW850SDE-60	40	50	182	6000	240	57	60 (221)	48¾ (124)	22 (56)	129 (59)	✓
JW850SDE1-60X	40	50	182	6000	208	66	60 (221)	48 (122)	21½ (55)	121 (55)	-
JW850SDE1-60	40	50	182	6000	240	66	60 (221)	48 (122)	21½ (55)	121 (55)	-
JW880TDE-30X	60	80	284	3000	208	78	81 (298)	60½ (154)	24 (61)	208 (95)	✓
JW880TDE-30	60	80	284	3000	240	78	81 (298)	60½ (154)	24 (61)	208 (95)	✓
JW880TDE-45X	60	80	284	4500	208	78	81 (298)	60½ (154)	24 (61)	208 (95)	✓
JW880TDE-45	60	80	284	4500	240	78	81 (298)	60½ (154)	24 (61)	208 (95)	✓
JW880TDE-60X	60	80	284	6000	208	78	81 (298)	60½ (154)	24 (61)	208 (95)	✓
JW880TDE-60	60	80	284	6000	240	78	81 (298)	60½ (154)	24 (61)	208 (95)	✓
TOP ENTRY, INCOLOY ELEMENT											
JW850SDE1-38	40	50	182	3800	240	66	60 (221)	48 (122)	21½ (55)	121 (55)	-
JW880TDE-38	60	80	284	3800	240	78	81 (298)	60½ (154)	24 (61)	208 (95)	✓
BOTTOM ENTRY											
JW850SDEB-30X	40	50	182	3000	208	66	60 (221)	48 (122)	22 (56)	123 (56)	✓
JW850SDEB-30	40	50	182	3000	240	66	60 (221)	48 (122)	22 (56)	123 (56)	✓
JW850SDEB-45X	40	50	182	4500	208	66	60 (221)	48 (122)	22 (56)	123 (56)	✓
JW850SDEB-45	40	50	182	4500	240	66	60 (221)	48 (122)	22 (56)	123 (56)	✓
JW880TDEB-30X	60	80	284	3000	208	82	81 (298)	60½ (154)	24 (61)	212 (96)	✓
JW880TDEB-30	60	80	284	3000	240	82	81 (298)	60½ (154)	24 (61)	212 (96)	✓
JW880TDEB-45X	60	80	284	4500	208	82	81 (298)	60½ (154)	24 (61)	212 (96)	✓
JW880TDEB-45	60	80	284	4500	240	82	81 (298)	60½ (154)	24 (61)	212 (96)	✓

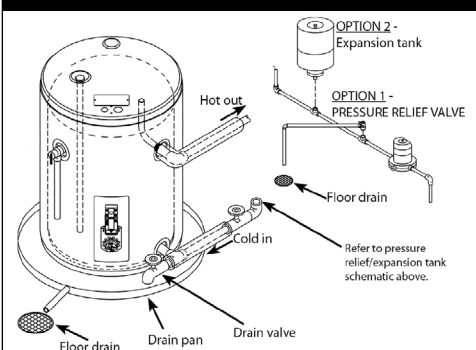
PREFERRED INSTALLATION - TOP ENTRY MODELS



All John Wood electric water heaters listed on this spec sheet have a maximum temperature setting of 150°F.



PREFERRED INSTALLATION - BOTTOM ENTRY MODELS



For Technical Information/Warranty:
Call 1-888-479-8324 or email techsupport@hotwater.com
www.johnwoodwaterheaters.com