

Designed exclusively for plumbing professionals, the John Wood[®] line of residential electric water heaters provides optimum reliability, performance and energy efficiency. With unique features and a broad range of models and sizes, there is a John Wood[®] product to suit any application.

Features

Energy Savings

- Meets and exceeds NRCan energy efficiency standards
- Wide variety of models available to meet energy efficiency compliance standards nationwide
- Patented Styropour[®] base for added energy efficiency

Designed for Performance

- Exclusive TankSaver[®] design to prolong tank life
- Glass-lined tank for longer life
- Factory-installed plastic-lined nipples
- Galvanized bottom pan protects water heater from moisture
- Thermostatically controlled, long life elements
- Durable textured finish
- Brass drain valve
- Quick Recovery Model Available - 6000W/240V, suitable for the builder market
- CFC-free foam insulation

Serviceability

- Conveniently located T&P and drain valve for ease of installation and serviceability
- Removable anode



WARRANTY

8 Year Limited Tank Warranty

6 Year Limited Parts Warranty

Consult installation manual for terms and conditions or visit www.johnwoodwaterheaters.com for more information.

PERFORMANCE

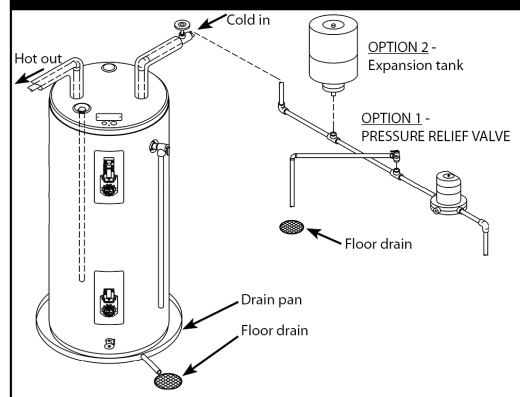
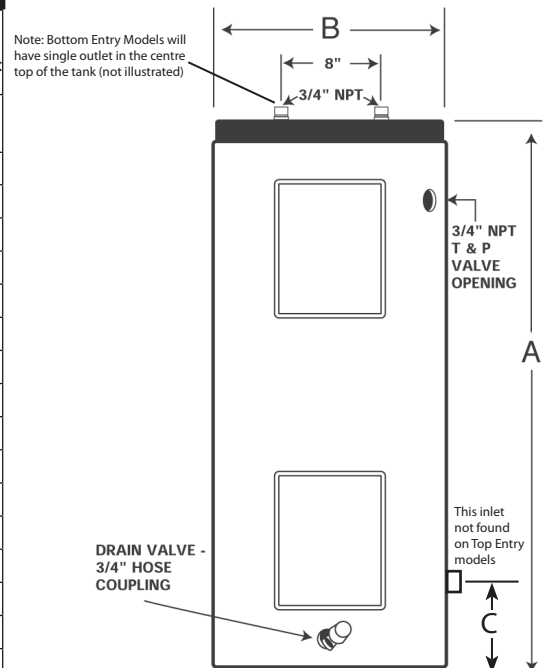
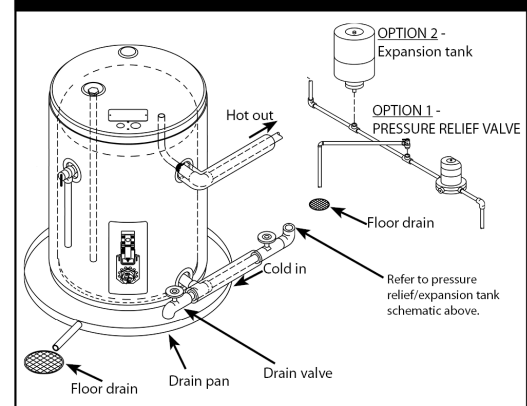
Model	Capacity			Insulation Thickness in	Elements (Upper and Lower)		Standby Loss Watts	First Hour Rating USG (Litres)
	Imp. Gal.	U.S. Gal.	Litres		Watts	Volts		
TOP ENTRY								
JW50SDE130 (JW525)	40	50	184	1.5	3000	240	71	58 (217)
JW50SDE131	40	50	184	1.5	3000	208	71	58 (217)
JW50SDE145	40	50	184	1.5	4500	240	71	58 (217)
JW50SDE146	40	50	184	1.5	4500	208	71	60 (227)
JW50SDE30* (JW525)	40	50	184	2	3000	240	57	58 (217)
JW50SDE31*	40	50	184	2	3000	208	57	58 (217)
JW50SDE45*	40	50	184	2	4500	240	57	58 (217)
JW50SDE46*	40	50	184	2	4500	208	57	58 (217)
JW80SDE145 (JW805)	60	75	284	1.5	4500	240	91	85 (321)
JW80SDE46*	60	75	284	2	4500	208	75	85 (321)
JW80SDE* (JW805)	60	75	284	2	4500	240	75	85 (321)
JW80SDE1	60	75	284	1.5	6000	240	91	89 (336)
TOP ENTRY, SINGLE GLASSSED, INCOLOY ELEMENT (HYDRO SPEC)								
JW50SDE138	40	50	184	1.5	3800	240	71	58 (217)
JW80SDE138	60	75	284	1.5	3800	240	91	85 (321)
TOP ENTRY, DOUBLE GLASSSED, INCOLOY ELEMENT (HYDRO SPEC)								
JW50SDE138DG	40	50	184	1.5	3800	240	71	58 (217)
JW80SDE138DG	60	75	284	1.5	3800	240	91	85 (321)
BOTTOM ENTRY								
JW50SDEB1*	40	50	184	1.5	3000	240	76	58 (217)
JW50SDEB131*	40	50	184	1.5	3000	208	76	58 (217)
JW50SDEB145*	40	50	184	1.5	4500	240	76	58 (217)
JW50SDEB146*	40	50	184	1.5	4500	208	76	58 (217)
JW80SDEB1*	60	75	284	1.5	4500	240	96	85 (321)
JW100S*	80	100	360	2	4500	240	135	105 (397)

* Approved for installation in accordance to the British Columbia Energy Efficiency Act.

All John Wood electric water heaters listed on this spec sheet have a max. temperature setting of 150°F.

DIMENSIONS & SHIPPING WEIGHT

Model	Height to Top of Tank	Tank Diameter	Height to Side Inlet (Bottom Entry Models Only)	Approximate Shipping Weight
	A in (cm)	B in (cm)	C in (cm)	
TOP ENTRY				
JW50SDE130 (JW525)	49 (124)	21 (54)	N/A	128 (58)
JW50SDE30 (JW525)	49 (124)	22 (56)	N/A	135 (61)
JW50SDE131 / JW50SDE145 / JW50SDE146	49 (124)	21 (54)	N/A	128 (58)
JW50SDE31 / JW50SDE45 / JW50SDE46	49 (124)	22 (56)	N/A	135 (61)
JW80SDE145 (JW805) / JW80SDE1	60 (152)	22 ½ (57)	N/A	177 (80)
JW80SDE (JW805) / JW80SDE46	60 (152)	24 (61)	N/A	185 (84)
TOP ENTRY, SINGLE GLASSSED, INCOLOY ELEMENT (HYDRO SPEC)				
JW50SDE138	49 (124)	21 (54)	N/A	128 (58)
JW80SDE138	60 (152)	22 ½ (57)	N/A	177 (80)
TOP ENTRY, DOUBLE GLASSSED, INCOLOY ELEMENT (HYDRO SPEC)				
JW50SDE138DG	49 (124)	21 (54)	N/A	128 (58)
JW80SDE138DG	60 (152)	22 ½ (57)	N/A	177 (80)
BOTTOM ENTRY				
JW50SDEB1	49 (124)	21 (54)	3 ⅞ (10)	128 (58)
JW50SDEB131 / JW50SDEB145 / JW50SDEB146	49 (124)	21 (54)	3 ⅞ (10)	128 (58)
JW80SDEB1	60 (152)	22 ½ (57)	4 ½ (11)	180 (81)
JW100S	66 (168)	26 (66)	4 ¾ (12)	270 (122)

PREFERRED INSTALLATION - TOP ENTRY MODELS

PREFERRED INSTALLATION - BOTTOM ENTRY MODELS


For Technical Information/Warranty:
Call 1-888-479-8324 or email techsupport@hotwater.com
www.johnwoodwaterheaters.com